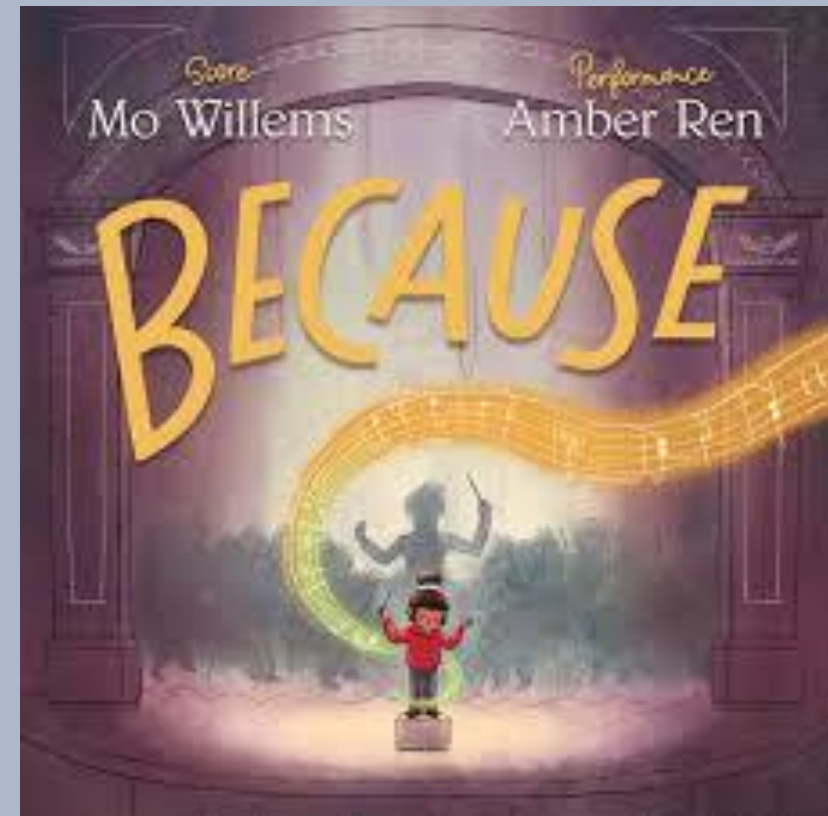
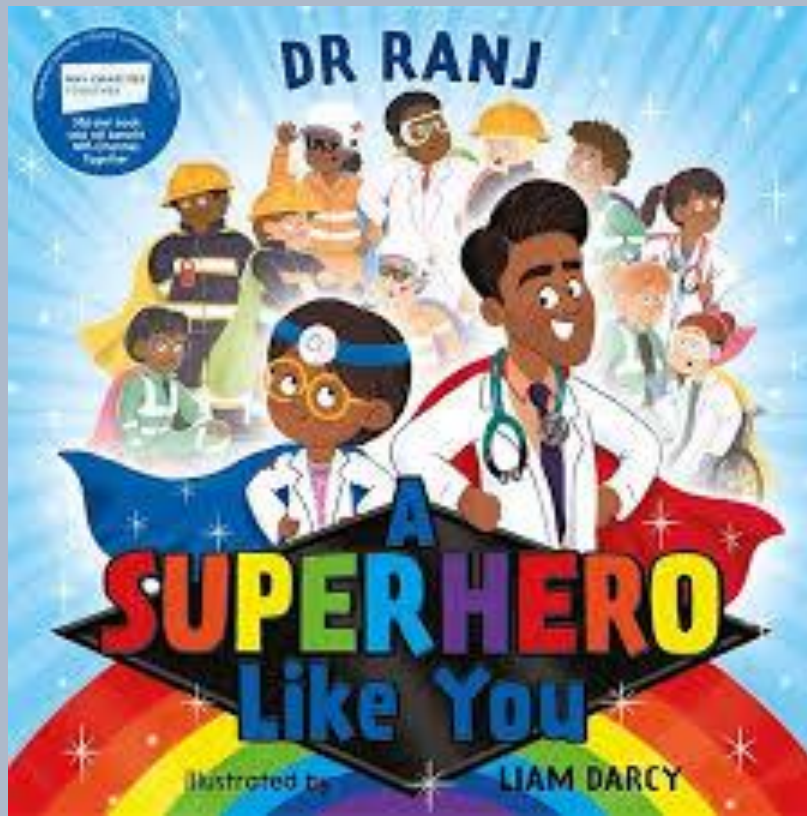




- We will be learning about the people in our community who help us, whether that be in emergencies, or every day situations.
- We would love for the children to meet a real life everyday hero so please let us know if you would like to speak to the children about your job role.





		
<input type="text"/>	<input type="text"/>	<input type="text"/>
		
<input type="text"/>	<input type="text"/>	<input type="text"/>

I can use my phonic knowledge (and the word mat) to independently sound out words linked to 'Firefighters: People Who Help Us'.
I could only blend the words but I needed some help finding the graphemes on the word mat.

Our two focus texts this term are A Superhero Like You and Because. The children will have many opportunities to write linked to these stories, and will use their current phonic knowledge to sound out and spell words in independent child led activities during Discovery Time or in adult-led focus tasks.

Phase 2 Sound Mat

s	a	t	p	i	n	m	d
g	o	c	k	ck	e	u	r
h	b	f	l	j	v	w	x
y	z	qu	th	sh	ch	ng	nk

Phase 3 Sound Mat

ai	ee	igh	oa	oo	oo	ar	or
ur	ow	oi	ear	air	er		

Tricky

is I the as and has his
her go no to into she
he of we me be

Tricky

was you they my by
all are sure pure

- We will continue to build and recap on our Phase 2 sounds and we have just introduced Phase 3 digraphs and trigraphs.
- They apply their learning by spelling two phonetically decodable word and one “tricky” word.
- Each word is orally rehearsed, with sound buttons and dashes, and then they focus on segmenting and spelling.

wait

night

put

wait
● — ●

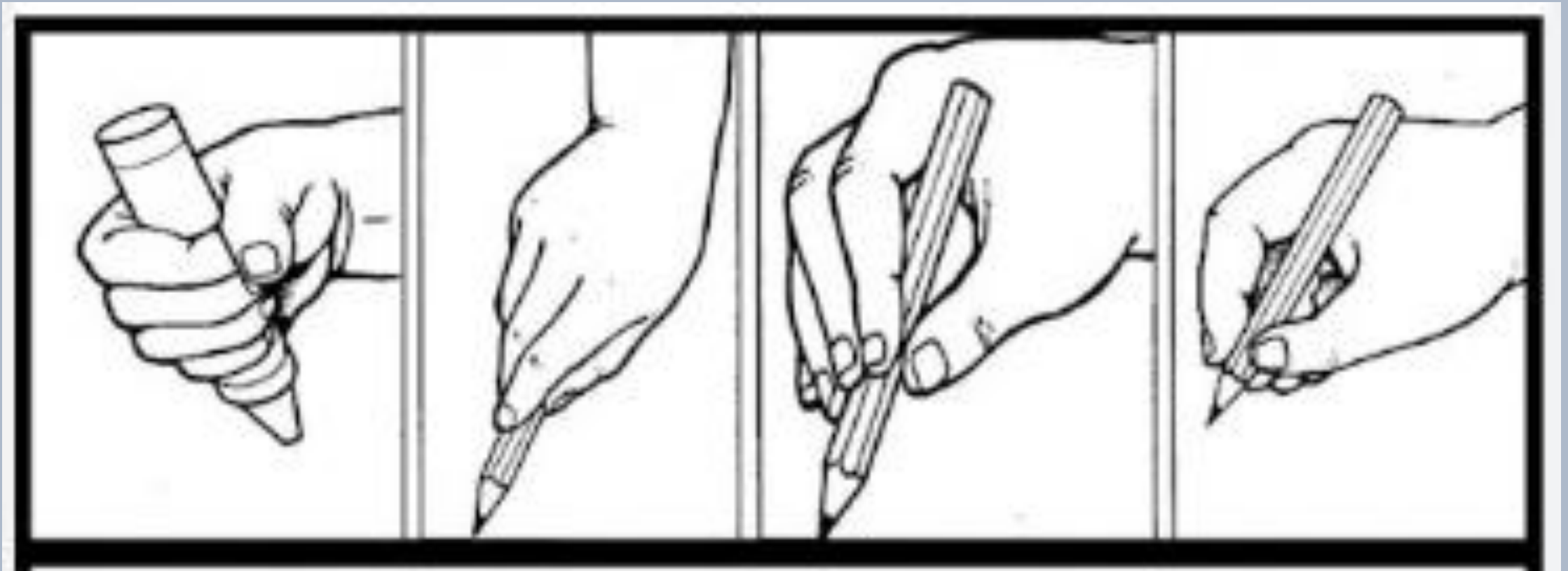
night
● — ●

put
● ★ ●

- The sound buttons and dashes help to segment the word and make it decodable to read.
- The ability to segment words and sound talk them is also fundamental to sounding out and spelling words using their current phonic knowledge.



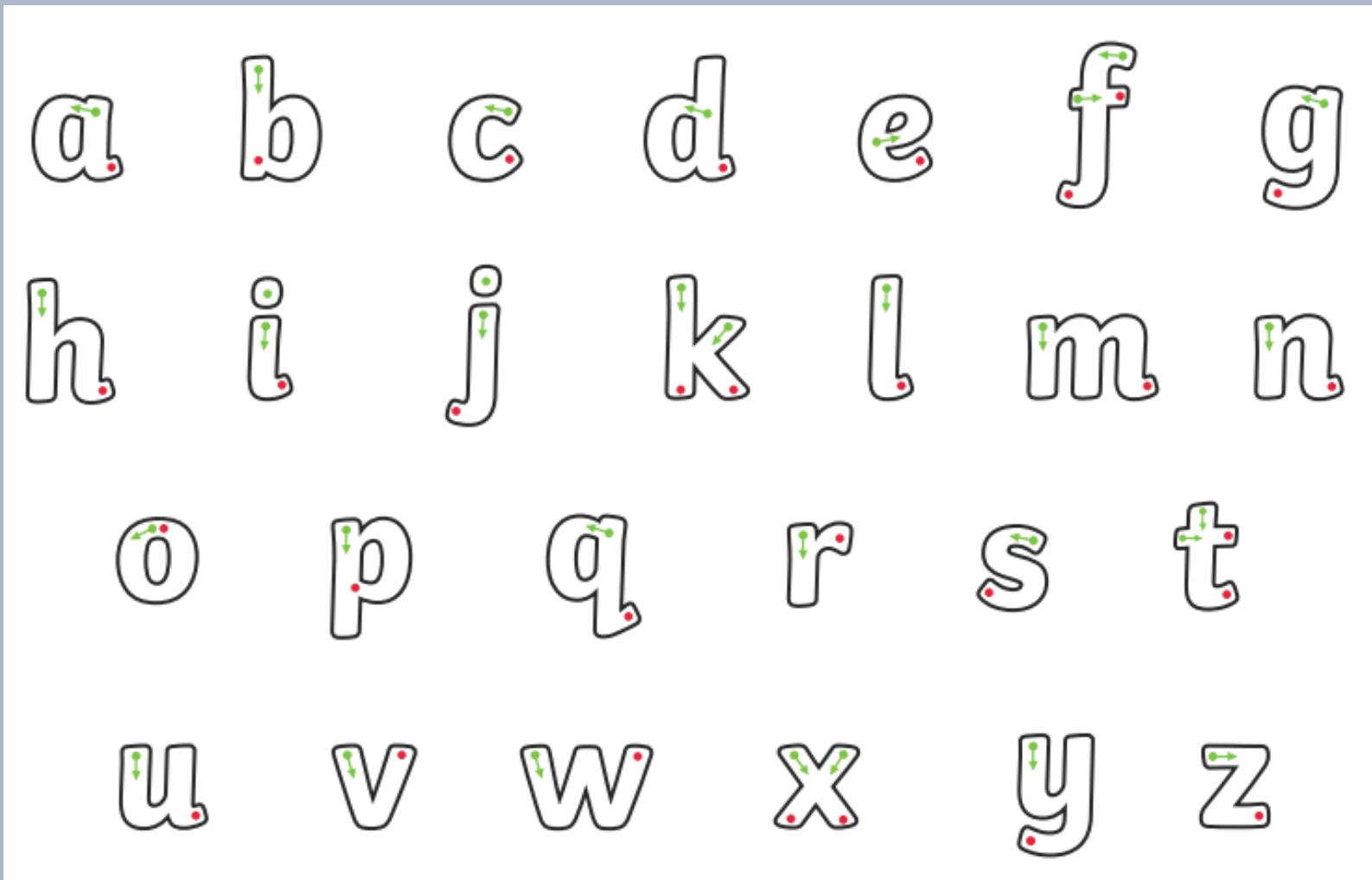
- To help children with their speech and language development and the clear enunciation of sounds and words, we would recommend activities that involve blowing bubbles, using a straw.
- There are lots of fun games that you can play that involve these.




- We also work closely on supporting the development of the fine motor muscles needed for holding writing implements correctly.
- To help your child at home you could create games to help strengthen the muscles in their hand.




- We would recommend using tweezers and pegs routinely, to help children to build these muscles, lots of which are used during small world and construction Discovery Time activities.
- This could be incorporated into games- how many chick peas you can pick up with the tweezers in 30 seconds, or racing against a parent/carer.



- The formation of the handwriting letters is taught in sequence with the phonics, rather than alphabetically.
- Letter formation is focused upon in each phonics lessons, as well as their ability to apply their phonic knowledge to spell.



- In Maths, we are focusing on subitising and the ability for children to link an abstract concept of a number with a concrete quantity.



- We will be developing our understanding of numbers 0-10.
- The children will be exploring the concepts of addition and subtraction, and understanding what one more or one less is, of a given number.
- They will develop their understanding of number bonds and how values can be partitioned- so 5 could be made of 5&0, 4&1, 3&2, 1&4. and 0&5.

sphere



sphere



sphere



cylinder



cylinder



cylinder



cone



cone



cone



cube



cube



cuboid



cuboid



cuboid



triangular prism



triangular prism

